



DARTMOOR TRAINING AREA

Environmental Appraisal

Soldier and Unit Spend Survey



DEFENCE ESTATES
Delivering Estate Solutions to Defence Needs

January 2008

Report for

Headquarters Defence Training Estates
Warminster

Main Contributors

Entec:

Alistair Donohew
Elspeth Wray

Issued by

Alistair Donohew

Approved by

Nick Layton

Entec UK Limited

17 Angel Gate,
City Road,
London EC1V 2SH
England
Tel: +44 (0) 207 843 1400
Fax: +44 (0) 207 843 1401

17774

Defence Estates

Dartmoor Training Area

Soldier and Unit Expenditure Survey

January 2008



Certificate No. EMS 69090



Certificate No. FS 13881

Document Revisions

No.	Details	Date
i1	Draft Final Report	Dec 07
i2	Final Report	Jan 08

Executive Summary

The overall aim of the Soldier and Unit Expenditure Survey was to understand the level and type of expenditure by military personnel using DTA (DTA). The report builds upon the findings of a report prepared by Tourism Associates (2007) which included some background information on expenditure by military personnel and use of the DTA.

In June 2007 Entec visited Okehampton Camp to gain a better understanding of how the DTA is used and discuss questionnaire design and collection with the personnel responsible for running the Camp. A questionnaire was designed, piloted and distributed to soldiers visiting DTA and personnel responsible for unit expenditure from August to October 2007.

Information on the number of people staying at Okehampton during each month of 2006, broken down by service, rank and whether users were 'regular' members of the armed forces, reservists or cadets was provided by HQ DTA based on interrogation of the Defence Training Estate database, GP22.

The key findings are listed below.

- In total, approximately 81,000 people used Okehampton Camp in 2006. Use of the Camp was greatest from May to August and lowest in November to January. The large majority of military personnel using Okehampton Camp were in the Army, followed by the Navy and then the RAF.
- In total, 402 individual expenditure questionnaires and three unit expenditure questionnaires were completed as part of the survey. The majority of questionnaires were completed by Army personnel.
- The length of stay between different units varied from 1 to 59 days. The average length of stay was two weeks.
- The average individual expenditure during each visit was between £50 and £99 (this included money spent on the journey to and from DTA and expenditure on and off-duty).
- The highest percentage of individual expenditure (38%) was on 'hotels, restaurants, cafes, pubs and night clubs', followed by 'shops and petrol stations' (33%).
- The majority (51%) of individual expenditure was within Dartmoor or the towns and villages surrounding it, followed by Plymouth or Exeter (20%) and on the journey to and from DTA (18%).
- With all data for individual expenditure there was some variation in the total expenditure by military personnel depending on the length of stay, service, rank and user group.
- Survey responses were received from three military units. Whilst there was an insufficient response to provide any statistical analysis, these responses illustrate the significant level of expenditure by the different units, which in each case exceeded £5,000.
- Given that approximately 81,000 bed nights are booked by military personnel, the average number of visits of military personnel to the DTA each year may be between 5,786 and 6,750 visits, assuming an average length of stay of between 12 to 14 days.

- Assuming that the average expenditure per visit by military personnel is £50 to £99, the total gross expenditure is estimated to be between £290,000 and £670,000 (this assumes that the number of visitors in 2006 is typical). Of this expenditure we estimate that approximately half of the expenditure (i.e. £145,000 to £335,000) would be made on services and goods within Dartmoor or the towns and villages surrounding it (the geographic extent of which is specified in the report). We estimate a similar amount would be expended in the wider Devon and Cornwall economy.
- These direct expenditure effects would be further amplified through multiplier effects (so called indirect and induced effects), the result of knock-on flow of expenditure through the remainder of the economy.

Contents

1.	Introduction	1
1.1	Introduction	1
1.2	Aim and Objectives	1
1.3	Background	1
1.4	Structure of the Report	1
2.	Method	3
2.1	Data Review	3
2.2	Site Visit	3
2.3	Questionnaire Design	4
2.4	Questionnaire Distribution and Collection	4
2.5	Data Analysis	5
3.	Results and Analysis	7
3.1	Annual use of Okehampton Camp	7
3.2	Questionnaire completion	9
3.3	Individual expenditure	12
3.4	Unit Expenditure	17
4.	Conclusions	19
4.1	Key Findings	19
	Figure 3.1	Number of military personnel in different services using Okehampton Camp in 2006
	Figure 3.2	Number of military personnel in different ranks using Okehampton Camp in 2006
	Figure 3.3	Number of military personnel in different user groups using Okehampton Camp in 2006
	Figure 3.4	Length of stay by survey respondents
	Figure 3.5	Total expenditure by survey respondents during visit
	Figure 3.6	Breakdown of mean expenditure by soldiers during their visit to DTA
	Figure 3.7	Breakdown of 'average' expenditure by soldiers during visit
	Table 3.1	Information on units from which questionnaires were collected
	Table 3.2	Profile of survey sample by rank and service
	Table 3.3	Total expenditure by type of goods / services
	Table 3.4	Total expenditure by location
	Table 3.5	Summary of unit responses
	Appendix A	Soldier Expenditure Questionnaire
	Appendix B	Unit Expenditure Questionnaire

1. Introduction

1.1 Introduction

- 1.1.1 This report contains the results of an assessment of the level and type of expenditure by members of the armed forces involved in military training activities on Dartmoor.

1.2 Aim and Objectives

- 1.2.1 The overall aim of this work was to understand the level and type of expenditure by military personnel using DTA.

1.3 Background

- 1.3.1 The report builds upon the findings in a report prepared by Tourism Associates (2007), which assessed the effects of military presence on Dartmoor on land use, tourism, leisure and local businesses. The research undertaken by Tourism Associates included a survey of military personnel using Dartmoor. The results of the survey suggested that spending by military personnel could have a significant effect on the local economy. The survey suggested that the benefits of spending were spread throughout the local economy, with locations such as Okehampton, Exeter and Plymouth possibly benefiting more than others. It indicated that there were variations in the amount spent between units, with cadets for example tending to spend less.
- 1.3.2 Unfortunately, there were several problems with the survey which meant that the data was not reliable enough for a confident calculation of the contribution of military personnel expenditure to the local economy. These problems included a small sample size, variable quality of data in completed questionnaires, and no stratification of the response between different types of military unit.
- 1.3.3 For completion of the socio-economic chapter of the Environmental Appraisal (EA), it was therefore deemed necessary to undertake another, more tightly controlled questionnaire survey of expenditure by military personnel.

1.4 Structure of the Report

- 1.4.1 The Report sets out the method employed (Section 2), results and analysis (Section 3) and a conclusion (Section 4).

This page is intentionally blank.

2. Method

2.1 Data Review

- 2.1.1 Existing sources of data on expenditure by military personnel and use of DTA (DTA) were reviewed.
- 2.1.2 Military personnel using DTA stay either at Okehampton Camp, Willsworthy Camp or on the training area itself. Because Willsworthy Camp accommodates small numbers and personnel sleeping on the training area are assumed to get little chance to spend, data collection was concentrated on users of Okehampton Camp.
- 2.1.3 The most comprehensive source of data on use of Okehampton Camp is the Defence Training Estate (DTE) database, GP22. The database was interrogated to retrieve information on the number of people staying (recorded as number of bed nights) at Okehampton during each month of 2006, broken down by service, rank and whether users were 'regular' members of the armed forces, reservists or cadets.
- 2.1.4 The report produced by Tourism Associates (2007) was reviewed and used to help design a questionnaire and collection method that would yield reliable findings, including tighter control of questionnaire completion to ensure that questions were answered correctly.

2.2 Site Visit

- 2.2.1 In June 2007 Entec visited Okehampton Camp to gain a better understanding of how DTA is used and to discuss questionnaire design and collection with the personnel responsible for running the Camp. The difficulties in collecting questionnaires and keeping a record of who is using DTA were discussed. The main implications for the questionnaire are listed below.
- The majority of people using DTA pass through Okehampton Camp, which is therefore a suitable location for the distribution of questionnaires.
 - Because people arrive and leave the Camp at different times, it is not generally possible to supervise the completion of questionnaires. The questionnaire therefore needed to be simple, unambiguous and easy for people to complete unsupervised.
 - It is important to clearly define the geographic area for which data on expenditure is being collected.
 - A variety of groups in the armed forces use DTA and there are likely to be significant differences in expenditure between these groups. It was therefore important that the questionnaire and subsequent data analysis distinguished between:
 - Ranks (officers, warrant officers/senior NCOs and other ranks (OR)/cadets);
 - Services (army, navy, RAF and cadets); and
 - Regular soldiers and reservists.
 - The level of use of Okehampton Camp is highly variable throughout the year, from just a handful to hundreds of soldiers using the Camp at any one time. There are three

main groups of users and the questionnaire needed to sample from each of these groups:

- Cadets - generally visit the Camp during the Easter and summer holidays;
 - Territorial Army - generally visit the Camp for weekend training and an annual training fortnight in the early autumn; and
 - 'Regular' users - numbers tend to be more steady throughout the year. Include troops from local units, e.g. the Commando Training Centre Royal Marines.
- It is important to distinguish between expenditure by individuals and expenditure by units. Unit expenditure can include things such as vehicle hire, mess nights and adventurous training and can be considerable. There should therefore be separate questionnaires for individuals and for groups.

2.3 Questionnaire Design

2.3.1 Separate questionnaires were designed for individual and unit expenditure. Each covered two sides of A4 paper. The questions were designed to be simple and easy to answer. They concerned:

- Information about the individual or unit completing the questionnaire (e.g. the type of service and dates of visit to the training area);
- how much money the individual or unit spent;
- what their money was spent on; and
- where their money was spent.

2.3.2 The questionnaire was piloted using a small number of soldiers at Okehampton Camp and revised following feedback. Examples of the questionnaires used are contained in the appendices to this report (Appendix A - Soldier Expenditure Questionnaire and Appendix B - Unit Expenditure Questionnaire).

2.4 Questionnaire Distribution and Collection

2.4.1 Questionnaires were handed out to members of the armed forces using Okehampton Camp between August and October 2007. This survey period was chosen to achieve a mixture of responses from 'regular' users, reservists and cadets. Questionnaires were completed towards the end of individuals' use of DTA.

2.4.2 Questionnaires were collected from as many units and individuals as possible. Because the Camp headquarters is not always staffed and some units do not always sign in and out of, it was not possible to distribute questionnaires to all units using the Camp during the survey period. Work to scope the survey (Section 2.2) identified that there would be likely to be significant differences between the types of visitors to the training area and that it would be unrealistic to expect to obtain a sample that would be representative of average soldier expenditure. Therefore, the survey aimed to illustrate the range of expenditure.

2.4.3 Questionnaires were sent to Entec on an ongoing basis to ensure that the quality of data was acceptable. An Entec consultant visited the Camp in September to supervise the completion of questionnaires and understand how they were being collected.

2.4.4 A Microsoft Access database was designed to input questionnaire data.

2.5 Data Analysis

- 2.5.1 The database was adjusted to take account of blank or incorrectly completed fields and then analysed using Microsoft Excel.

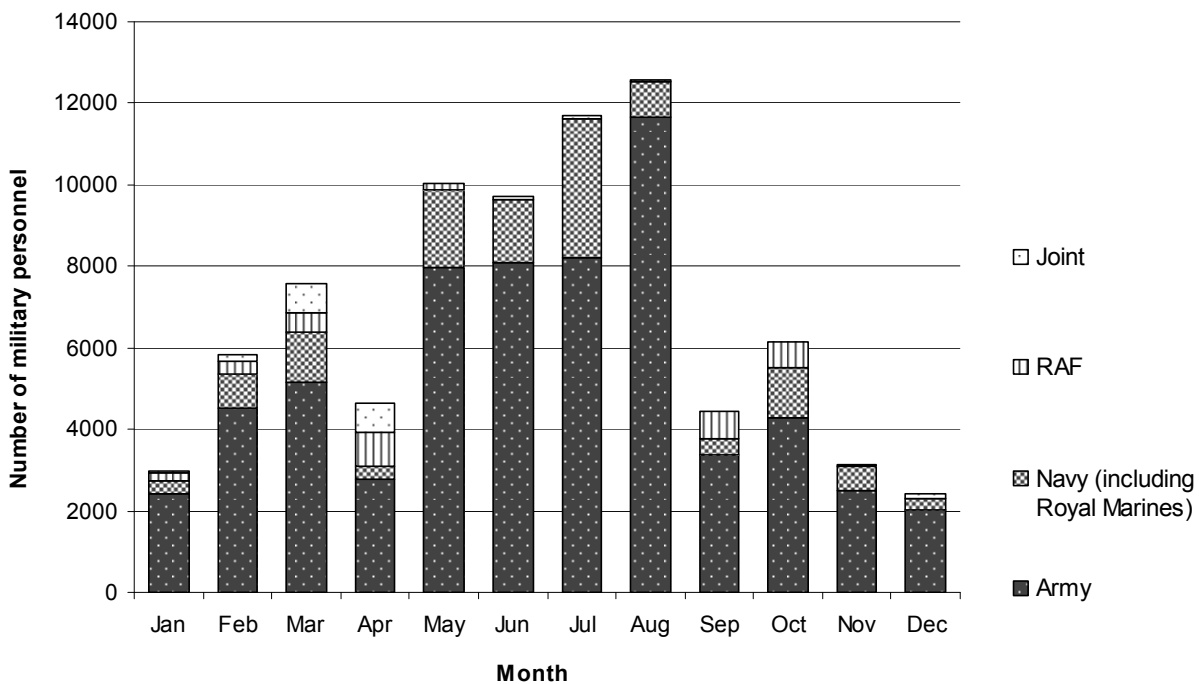
This page is intentionally blank.

3. Results and Analysis

3.1 Annual use of Okehampton Camp

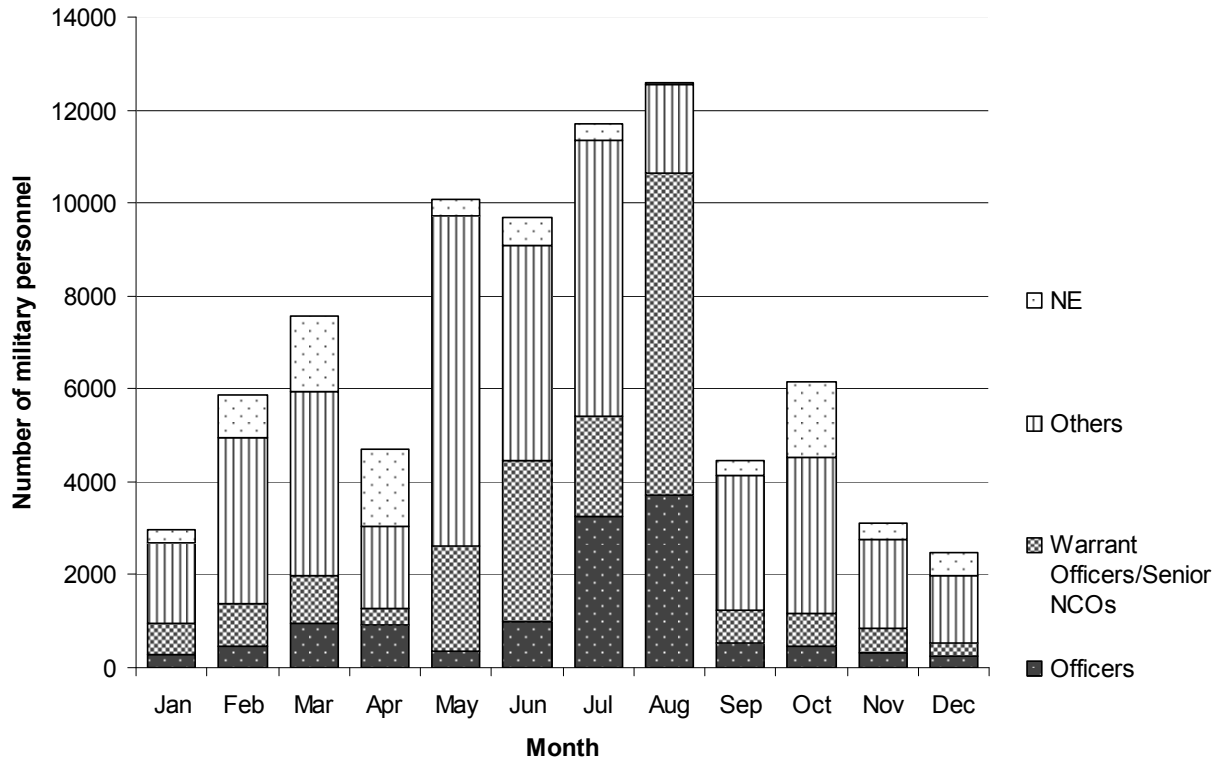
- 3.1.1 The majority of military personnel staying on the training area stay either in Okehampton Camp or Willworthy Camp or sleep on Dartmoor itself. Of the two Camps, Okehampton accommodates the greatest number of people. Figure 3.1, Figure 3.2 and Figure 3.3 below, illustrate the use of Okehampton Camp by different services, ranks and types of unit in 2006. In total, approximately 81,000 bed nights were booked in the Camp. Use of the Camp was greatest from May to August and lowest in November to January.
- 3.1.2 The large majority of military personnel using Okehampton Camp were in the Army, followed by the Navy and then the RAF (Figure 3.1).

Figure 3.1 Number of military personnel in different services using Okehampton Camp in 2006



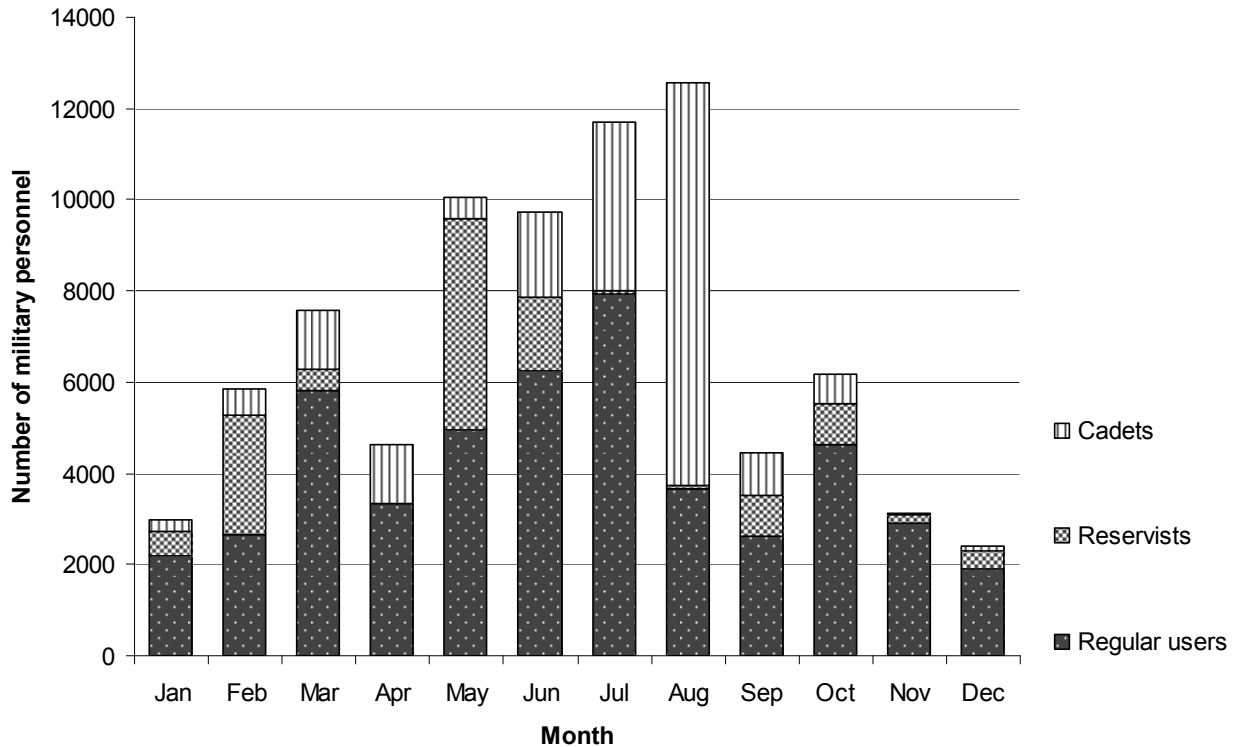
- 3.1.3 The rank of the majority of military personnel using Okehampton Camp was classified as 'others', this included privates and cadets. Warrant Officers and Senior Non-Commissioned Officers constituted the next biggest group, with smaller numbers of Officers (Figure 3.2).

Figure 3.2 Number of military personnel in different ranks using Okehampton Camp in 2006



3.1.4 The majority of military personnel at Okehampton Camp were 'regular' users. Cadets and reservists also used the Camp year-round, with the highest number of Cadets using the Camp in August (corresponding to the Summer holidays) and the highest number of reservists using the Camp in May (corresponding to the Easter holiday).

Figure 3.3 Number of military personnel in different user groups using Okehampton Camp in 2006



3.2 Questionnaire completion

3.2.1 In total, 402 individual expenditure questionnaires and three unit expenditure questionnaires were completed. Table 3.1 provides information on the units that questionnaires were collected from. One of the groups which completed questionnaires comprised MOD civilians from Defence Estates. All of the units were in the army. The majority were based at locations in south east England, south west England and London and four were based abroad (USA and Germany). The number of soldiers on the training exercises varied from less than ten to several hundred. The length of time for which units were present on DTA also varied widely, from just one or two nights to over a month. The proportion of soldiers in each unit who completed questionnaires varied from around 5 to 100 percent.

Table 3.1 Information on units from which questionnaires were collected

Name of unit	Service	Where the unit is based	Approximate number of people on training exercise	Approximate date of arrival in Camp	Approximate date of departure from Camp	Number of completed individual spend questionnaires	Unit spend questionnaire?	Notes
Dorset Army Cadet Force	Army	Dorset	415	27-29 Jul	10 Aug	34	Yes	
South West London Army Cadet Force	Army	London	232	10 Aug	24 Aug	113	Yes	
17 Port and Maritime Regiment Royal Logistic Corp	Army	Southampton	3	22 Aug	23 Aug	3	No	
216 (Parachute) Signal Squadron (batch 1)	Army	Colchester	16	27 Aug	25 Sep	13	No	Part of a larger exercise which culminated in about 250 soldiers from various Royal Signals units on Dartmoor
4 th Battalion the Yorkshire Regiment	Army	York	250 (total including National Guard)	31 Aug-01 Sep	15 Sep	46	Yes	Reservists
151 Transport Regiment Royal Logistics Corp (Volunteers)	Army	London	40	01 Sep	05 Sep	2	No	
48 Infantry Brigade, Georgia Army National Guard	Army	Georgia, USA	250 (total including 4 Yorks)	02 Sep	14 Sep	64	No	US National Guard. Dates include a weekend in London
1 (UK) Armoured Division Signal Regiment	Army	Germany	37	04 Sep	25 Sep	9	No	
7 Signal Regiment	Army	Germany	27	05 Sep	24-25 Sep	7	No	
16 Signal Regiment	Army	Germany	26	17 Sep	25 Sep	26	No	
29 Commando Regiment Royal Artillery	Army	Plymouth	40	23 Sep	18 Oct	15	No	
562 Transport Signal Squadron Royal Logistics Corps	Army	London	2	01 Oct	05 Oct	2	No	Unit reconnaissance trip

Name of unit	Service	Where the unit is based	Approximate number of people on training exercise	Approximate date of arrival in Camp	Approximate date of departure from Camp	Number of completed individual spend questionnaires	Unit spend questionnaire?	Notes
Headquarters Defence Training Estate	Defence Estates	Exeter	7	23 Oct	25 Oct	7	No	Civilians
Staffordshire Army Cadet Force	Army	Wolverhampton	2	24 Oct	26 Oct	2	No	
17 Port and Maritime Regiment Royal Logistic Corp	Army	Southampton		27 Oct	29 Oct	20	No	Adventurous training exercise. Spent 48 hours in groups of 7 or 8 on Dartmoor, changing every 2 days
26 (Volunteer) Military Intelligence Company and the 3 Military Intelligence Battalion	Army	London and Bristol	25	28 Oct	30 Oct	15	No	

3.3 Individual expenditure

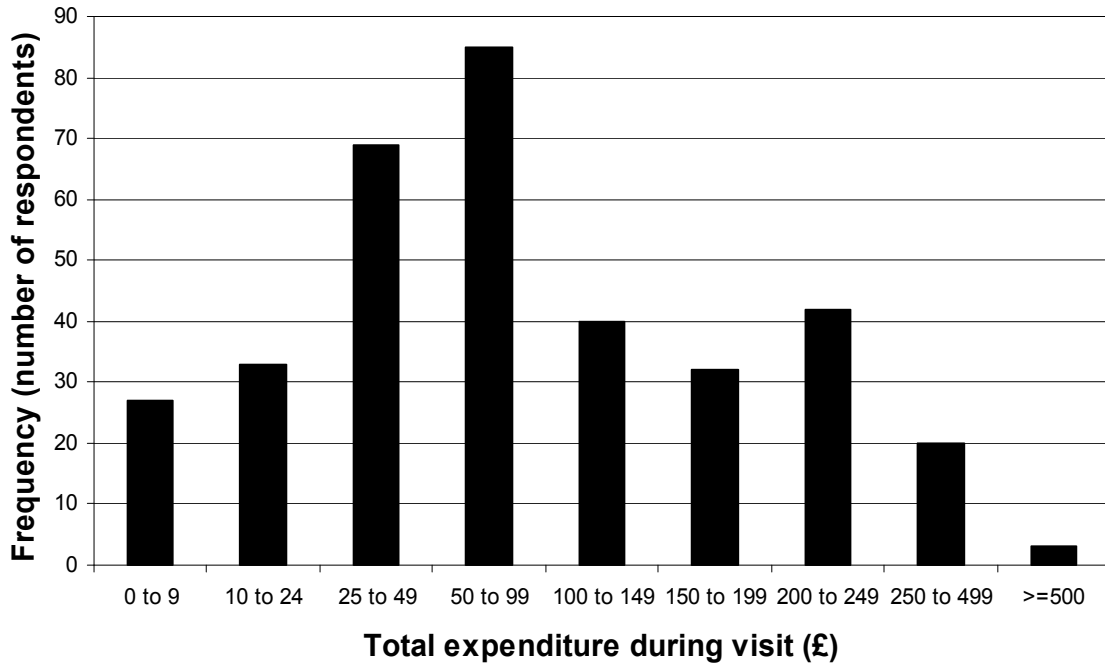
- 3.3.1 The following section provides a summary of the analysis of the response from the individual expenditure questionnaires.
- 3.3.2 Initial questions (Q1. and Q2. on the Soldier Expenditure Questionnaire) asked for the rank and service of participants. Three hundred and sixty one people answered these questions. The response is shown in Table 3.2. The majority of questionnaires were completed by Army personnel.

Table 3.2 Profile of survey sample by rank and service

Rank	Service			
	Army	RAF	Other	Total
Officer	34	2	5	41
Warrant Officer / Senior NCO	56	1	7	64
Cadet	43	1	55	99
Other	145	1	11	157
Total	278	5	78	361

- 3.3.3 This profile is similar to the profile (service, rank and user group) of visitors to DTA described in Section 3.1.
- 3.3.4 The length of stay (using the start and finish date of training provided in Q5. and Q6. on the Soldier Expenditure Questionnaire) varied between different units, ranging from 1 to 59 days. In a small number of cases some respondents did not enter a date when they would leave. In these instances dates provided by other members in the same unit were used. The mean length of stay was 14 days compared with the mode of 12 days, based on 363 responses. The distribution of responses relating to the length of stay is illustrated below in Figure 3.4.

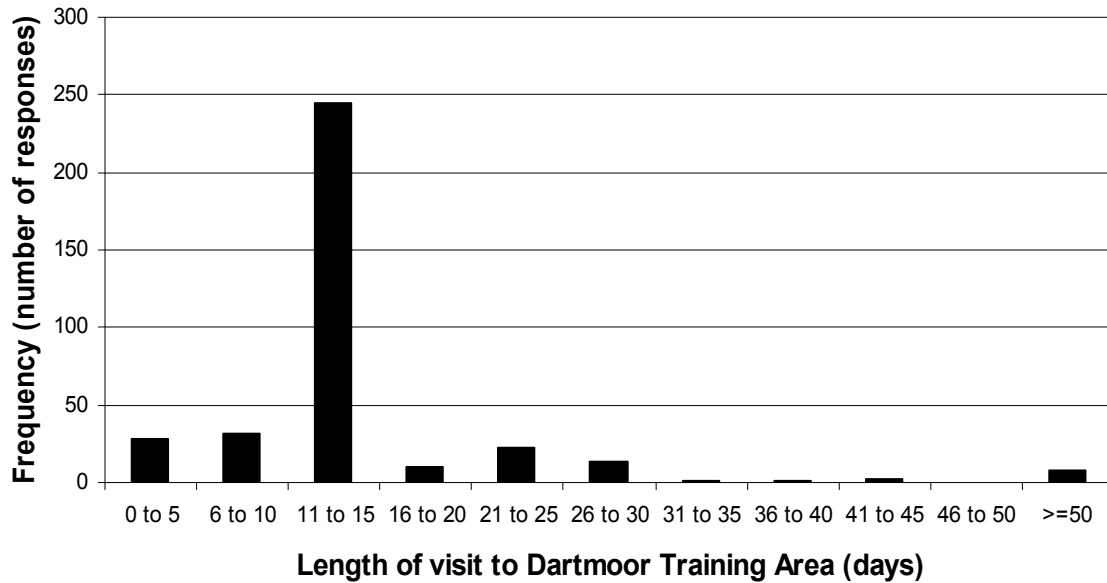
Figure 3.4 Length of stay by survey respondents



3.3.5 Q7. asked soldiers to estimate their total expenditure during their stay at DTA. This estimate had to include money spent on the journey to and from DTA as well as expenditure on- and off- duty. Expenditure by the unit or other individuals was to be excluded from this figure. Soldiers were asked to tick a category relating to a range in expenditure that most closely matched their estimate. The mode response from all respondents (359 responses, 7 did not know) was a value between £50 to £99.

3.3.6 The distribution of responses relating to the total expenditure is illustrated below in Figure 3.5. The distribution appears to suggest a 'real' average expenditure over a training exercise closer to £99 rather than £50.

Figure 3.5 Total expenditure by survey respondents during visit



- 3.3.7 It is likely that total expenditure is an underestimate as, despite the majority of questionnaires being completed towards the end of training, there was a potential for additional expenditure to occur after the questionnaire was completed.
- 3.3.8 There was some variation in the total expenditure by military personnel with length of stay, service, rank and user group (small sample sizes for these categories prevents meaningful analysis of this).
- 3.3.9 Q8. asked soldiers to estimate what types of goods and services were purchased. Table 3.3 shows the total spend and mean expenditure by soldiers on different types of goods and services. Twenty-two soldiers responded with 'do not know' in relation to this question. The table provides information on the proportion of expenditure to each type of good / service – this information is also illustrated in Figure 3.6.

Table 3.3 Total expenditure by type of goods / services

Goods / services	Total spent (£)	Number of respondents who provided information	Mean (£)	Mean as % of total expenditure
Shops and petrol stations	£11,056	337	£33	33%
Hotels, restaurants, cafes, pubs and night clubs	£13,287	340	£39	38%
Sports centres, cinemas and other cultural attractions	£1,899	340	£6	6%
Travel tickets (bus, train or plane) or hiring taxis	£2,427	340	£7	7%
Renting equipment (e.g. cars, bikes or sports equipment)	£619	340	£2	2%
Other	£4,852	340	£14	14%
Total	£34,141	NA	NA	100%

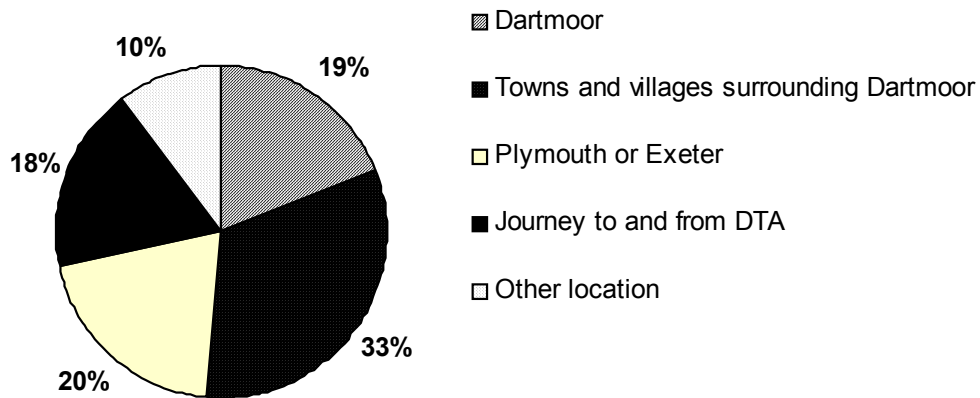
3.3.10 'Other' included items such as Mess or NAAFI, 'Entertainment', and 'Army Kit'

Figure 3.6 Breakdown of mean expenditure by soldiers during their visit to DTA

3.3.11 Q9. asked soldiers to estimate where goods and services were purchased. Table 3.4 shows the total amount and mean expenditure by soldiers at different locations. Thirty responded with 'do not know' to this question. The table provides information relating to the proportion of expenditure in each area. This information is also illustrated in Figure 3.7.

Table 3.4 Total expenditure by location

Goods / services	Total spent (£)	Number of respondents who provided information	Mean (£)	Mean as % of total expenditure
Dartmoor	£5,706	326	£18	19%
Towns and villages surrounding Dartmoor	£9,809	326	£30	32%
Plymouth or Exeter	£6,149	328	£19	20%
Journey to and from Dartmoor Training Area	£5,468	325	£17	18%
Other location	£3,005	318	£9	10%
Total	£30,137	NA	NA	100%

Figure 3.7 Breakdown of 'average' expenditure by soldiers during visit

3.3.12 This suggests that just over half of all expenditure on visits by military personnel was within Dartmoor or the towns and villages surrounding Dartmoor. 'Other locations' included Torquay, Newquay, Penhale, London (small number of responses relating to the units based and travelling from the capital) and 'motorway café'.

3.4 Unit Expenditure

3.4.1 Responses were received from three units and are summarised in Table 3.5 below. Note that one of the units provided a breakdown of 'public' and 'non-public' expenditure:

Table 3.5 Summary of unit responses

Question / topic	Response 1	Response 2	Response 3
Service	Army	Army	Army
Length of stay at Dartmoor Training Area	14 days	17 days	12 days
Number of personnel in unit by rank			
<i>Officers</i>	10	-	-
<i>Warrant Officer / Senior NCOs</i>	55	-	-
<i>Other Ranks</i>	155	-	-
<i>Cadets</i>	Nil	-	-
Estimate of total expenditure of unit during visit to and from Dartmoor Training Area	£5,000+	£5,000+	Public = £5,000+ Non-Public = £5,000+
Estimate of total expenditure of unit on different goods and services:			
<i>Shops and petrol stations</i>	£6,000	£250	Non- public = £470
<i>Hotels, restaurants, cafes, pubs and night clubs</i>	£1,500	£130	Non-public = £1,250
<i>Sports centres, cinemas and other cultural attractions</i>	-	£1,650	Non- public = £3,354.6
<i>Travel tickets (bus, train or plane) or hiring taxis</i>	£11,375	£1,400	Public = £14,187 (hire of coach) Non-public = £1,450
<i>Renting equipment (e.g. cars, bikes or sports equipment)</i>	£2,500	£900	-
<i>Other</i>	-	-	-
Estimate of total expenditure of unit on different goods and services:			
<i>Dartmoor</i>	-	£150	Non-public = £3,320
<i>Towns and villages surrounding Dartmoor</i>	£7,500	£380	Public = £5,187
<i>In Devon</i>	£11,375	£4,330	Non-public = £2,134.60 Public = £9,000
<i>Or outside of Devon on journey to and from Dartmoor Training Area</i>	-	-	-
<i>Other location</i>	£2,500 (Newquay)	-	-

3.4.2 Whilst there was an insufficient response to provide any statistical analysis, these responses illustrate the significant level of expenditure by the different units.

This page is intentionally blank.

4. Conclusions

4.1 Key Findings

4.1.1 Key findings of this work are listed below.

- In total, approximately 81,000 bed nights were booked by people who used Okehampton Camp in 2006. Use of the Camp was greatest from May to August and lowest in November to January. The large majority of military personnel using Okehampton Camp were in the Army, followed by the Navy and then the RAF.
- In total, 402 individual expenditure questionnaires and three unit expenditure questionnaires were completed as part of the survey. The majority of questionnaires were completed by Army personnel.
- The length of stay between different units varied from 1 to 59 days. The average length of stay was two weeks.
- The average individual expenditure was between £50 and £99 (this included money spent on the journey to and from DTA and expenditure on- and off- duty).
- The highest percentage of individual expenditure (38%) was on 'hotels, restaurants, cafes, pubs and night clubs', followed by 'shops and petrol stations' (33%).
- The majority (51%) of individual expenditure was within Dartmoor or the towns and villages surrounding it, followed by Plymouth or Exeter (20%) and on the journey to and from DTA (18%).
- With all data for to soldier expenditure there was some variation in the total expenditure by military personnel with length of stay, service, rank and user group.
- Survey responses were received from three units. Whilst there was an insufficient response to provide any statistical analysis, these responses illustrate the significant level of expenditure by the different units which in each case exceeded £5,000.
- Given that approximately 81,000 bed nights are booked by military personnel, the average number of visits of military personnel to DTA each year may be between 5,786 and 6,750 visits, assuming an average length of stay of between 12 to 14 days.
- Assuming that the average expenditure per visit by military personnel is £50 to £99, the total gross expenditure is estimated to be between £290,000 and £670,000 (this assumes that the number of visitors in 2006 is typical). Of this expenditure we estimate that approximately half of the expenditure (i.e. £145,000 to £335,000) would be made on services and goods within Dartmoor or the towns and villages surrounding it. We estimate a similar amount would be expended in the wider Devon and Cornwall economy.
- These direct expenditure effects would be further amplified through multiplier effects (so called indirect and induced effects), the result of knock-on flow of expenditure through the remainder of the economy.

Appendix A

Soldier Expenditure Questionnaire

Sustainable Military Training on Dartmoor Study

Soldier Expenditure Questionnaire

STAFF USE ONLY:

Checked:

Identifier:

Each employee has a unique identifier to cross reference and check returns.

INTRODUCTION

The MOD wants to gather information about how much money military personnel spend during their time on the Dartmoor Training Area (on- and off- duty), and what they spend it on. This information is required for a MOD study on the impacts of training on Dartmoor on the local economy, environment and communities.

The questionnaire should take no longer than 5 minutes to complete. Please attempt to answer every question

PLEASE COMPLETE THE QUESTIONNAIRE TOWARDS THE END OF YOUR TRAINING EXERCISE

BACKGROUND

Q1. What rank are you? (please tick one)

Officer Warrant Officer / Senior NCO Other rank Cadet

Q2. What service are you in? (please tick one)

Army Navy Royal Air Force

Q3. What is the name of your unit? _____

Q4. Where is your unit based? _____

Q5. When did your unit start its current training exercise on Dartmoor?

Day Month Year

Q5. What is the finish date of your unit's current training exercise on Dartmoor?

Day Month Year Don't know

EXPENDITURE

Q7. Please estimate how much, in total, you have spent during your visit to Dartmoor: (please tick one)

**NOTE: Include money spent on the journey to and from the Dartmoor Training Area
Include expenditure on- and off- duty**

DO NOT INCLUDE expenditure by your unit or other individuals

£0 to £9	<input type="checkbox"/>	£50 to £99	<input type="checkbox"/>	£200 to £249	<input type="checkbox"/>
£10 to £24	<input type="checkbox"/>	£100 to £149	<input type="checkbox"/>	£250 to £499	<input type="checkbox"/>
£25 to £49	<input type="checkbox"/>	£150 to £199	<input type="checkbox"/>	£500 +	<input type="checkbox"/>
				Don't know	<input type="checkbox"/>

Q8. Please estimate approximately how much you spent:

In shops and petrol stations	<input type="checkbox"/>
In hotels, restaurants, cafes, pubs and night clubs	<input type="checkbox"/>
In sports centres, cinemas and other cultural attractions	<input type="checkbox"/>
On buying travel tickets (bus, train or plane) or hiring taxis	<input type="checkbox"/>
On renting equipment (e.g. cars, bikes or sports equipment)	<input type="checkbox"/>
Other (please specify) _____	<input type="checkbox"/>
Don't know	<input type="checkbox"/>

Q9. Please estimate approximately how much you spent in each of the following places:

On your journey to and from your training exercise	<input type="checkbox"/>
On Dartmoor	<input type="checkbox"/>
In the towns and villages surrounding Dartmoor (for example Oakhampton or Tavistock)	<input type="checkbox"/>
In Plymouth or Exeter	<input type="checkbox"/>
Other (please specify) _____	<input type="checkbox"/>
Don't know	<input type="checkbox"/>

Appendix B

Unit Expenditure Questionnaire

Sustainable Military Training on Dartmoor Study

Unit Expenditure Questionnaire

STAFF USE ONLY:

Checked:

Identifier:

Each employee has a unique identifier to cross reference and check returns.

INTRODUCTION

The MOD wants to gather information about how much units spend during their time on the Dartmoor Training Area (on- and off- duty), and what they spend it on. This information is required for an MOD study on the impacts of training on Dartmoor on the local economy, environment and communities.

The questionnaire should take no longer than 5 minutes to complete. Please attempt to answer every question.

PLEASE COMPLETE THE QUESTIONNAIRE TOWARDS THE END OF YOUR TRAINING EXERCISE

BACKGROUND

Q1. What is the name of your unit? _____

Q2. What service is your unit in? (please tick one)

Army Navy RAF Other (e.g. CCF, civilian)

Q3. Where is your unit based? _____

Q4. When did your unit start its current training exercise on Dartmoor?

Day Month Year

Q5. What is the finish date of your unit's current training exercise on Dartmoor?

Day Month Year Don't know

Q6. Please state how many military personnel in your unit are participating in the current training exercise, by rank:

Officers Warrant Officer / Senior NCO Other ranks Cadets

EXPENDITURE

Q7. Please estimate how much, in total, your unit has spent during its visit to Dartmoor (please tick one):

**NOTE: Include money spent on the journey to and from the Dartmoor Training Area
Include expenditure on- and off- duty
Include expenditure from MOD and public funds
DO NOT INCLUDE expenditure by individuals in your unit**

£0 to £99	<input type="checkbox"/>	£500 to £999	<input type="checkbox"/>	£2,000 to £2,499	<input type="checkbox"/>
£100 to £249	<input type="checkbox"/>	£1,000 to £1,499	<input type="checkbox"/>	£2,500 to £4,999	<input type="checkbox"/>
£250 to £499	<input type="checkbox"/>	£1,500 to £1,999	<input type="checkbox"/>	£5,000 +	<input type="checkbox"/>
				Don't know	<input type="checkbox"/>

Q8. Please estimate approximately how much your unit spent:

In shops and petrol stations	£	<input type="checkbox"/>
In hotels, restaurants, cafes, pubs and night clubs	£	<input type="checkbox"/>
In sports centres, cinemas and other cultural attractions	£	<input type="checkbox"/>
On buying travel tickets (bus, train or plane) or hiring taxis	£	<input type="checkbox"/>
On renting equipment (e.g. cars, bikes or sports equipment)	£	<input type="checkbox"/>
Other (please specify) _____	£	<input type="checkbox"/>
Don't know		<input type="checkbox"/>

Q9. Please estimate what proportion of your unit's expenditure was spent in each of the following places:

On Dartmoor	£	<input type="checkbox"/>
Or in the towns and villages within 5km of Dartmoor National Park (e.g. Oakhampton or Tavistock)	£	<input type="checkbox"/>
Or in Devon	£	<input type="checkbox"/>
Or outside of Devon on your way to the training exercise	£	<input type="checkbox"/>
Other (please specify) _____	£	<input type="checkbox"/>
Don't know		<input type="checkbox"/>

Responses will be treated in confidence and are purely for the purpose of the environmental impact assessment. No information identifying individuals will be passed on to any third party. This data will be collected and used by consultants responsible for preparing the environmental appraisal and will be in accordance with the principles of the Data Protection Act 1998.